


GLASS SYSTEMS

SYSTEM TYPE: GLASS CANOPY

CANOPY MODEL3



1. SYSTEM FEATURES

- extremely simple design and constructional concept;
- an elegant, beautiful, and inspiring look;
- guaranteed stability and strength;
- quick and easy installation;
- the products have passed the tests necessary to ensure its resistance to snow, wind and other safety factors as required by European standards;

2. TECHNICAL DATA

- Designed for: domestic use and public places;
- Use: outside, also by the sea;
- Variants: wall fixing with flange or threaded bar;
- Applications: above the entrances, stairs, balconies;
- Material: AISI 316 steel;
- Infill: glass 12,76 mm;
- Upper finish: satin;

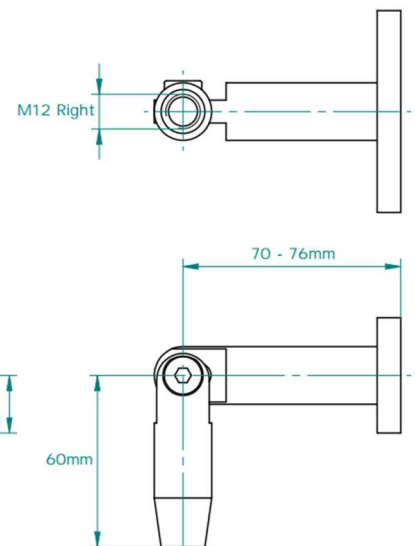
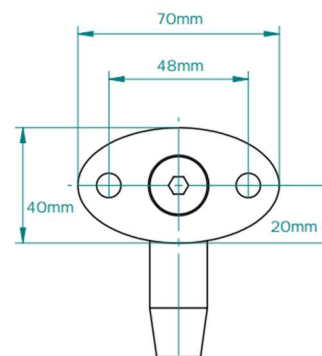

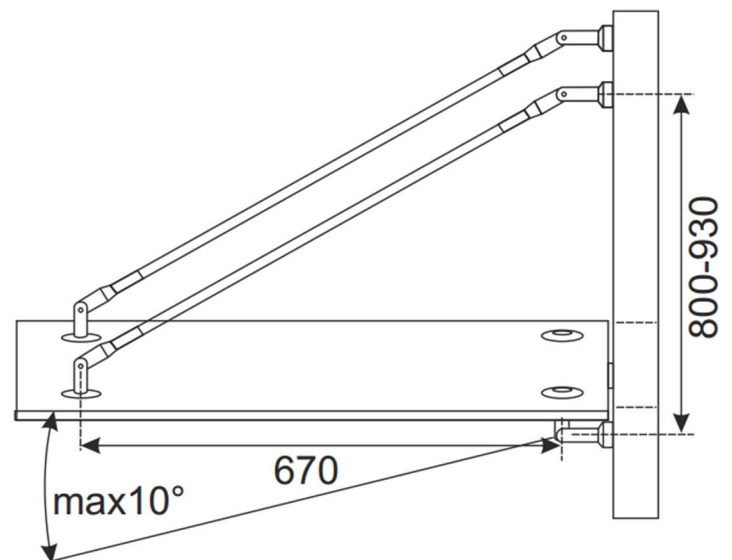
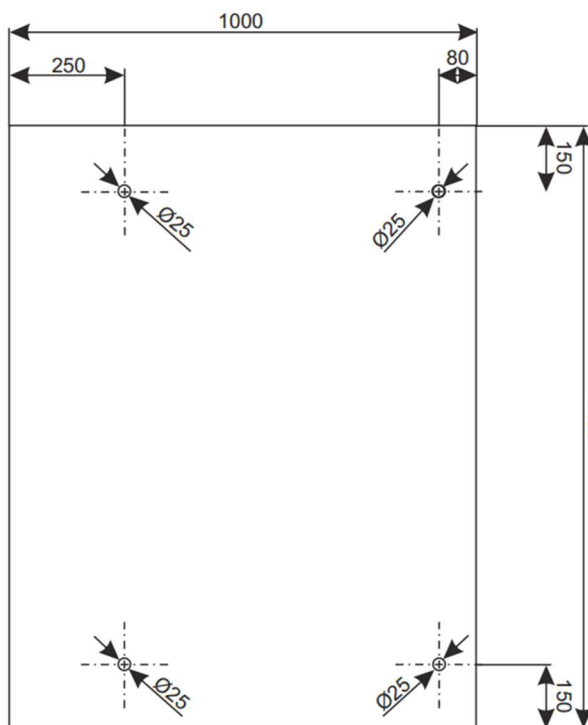
3. CERTIFICATION. TESTS

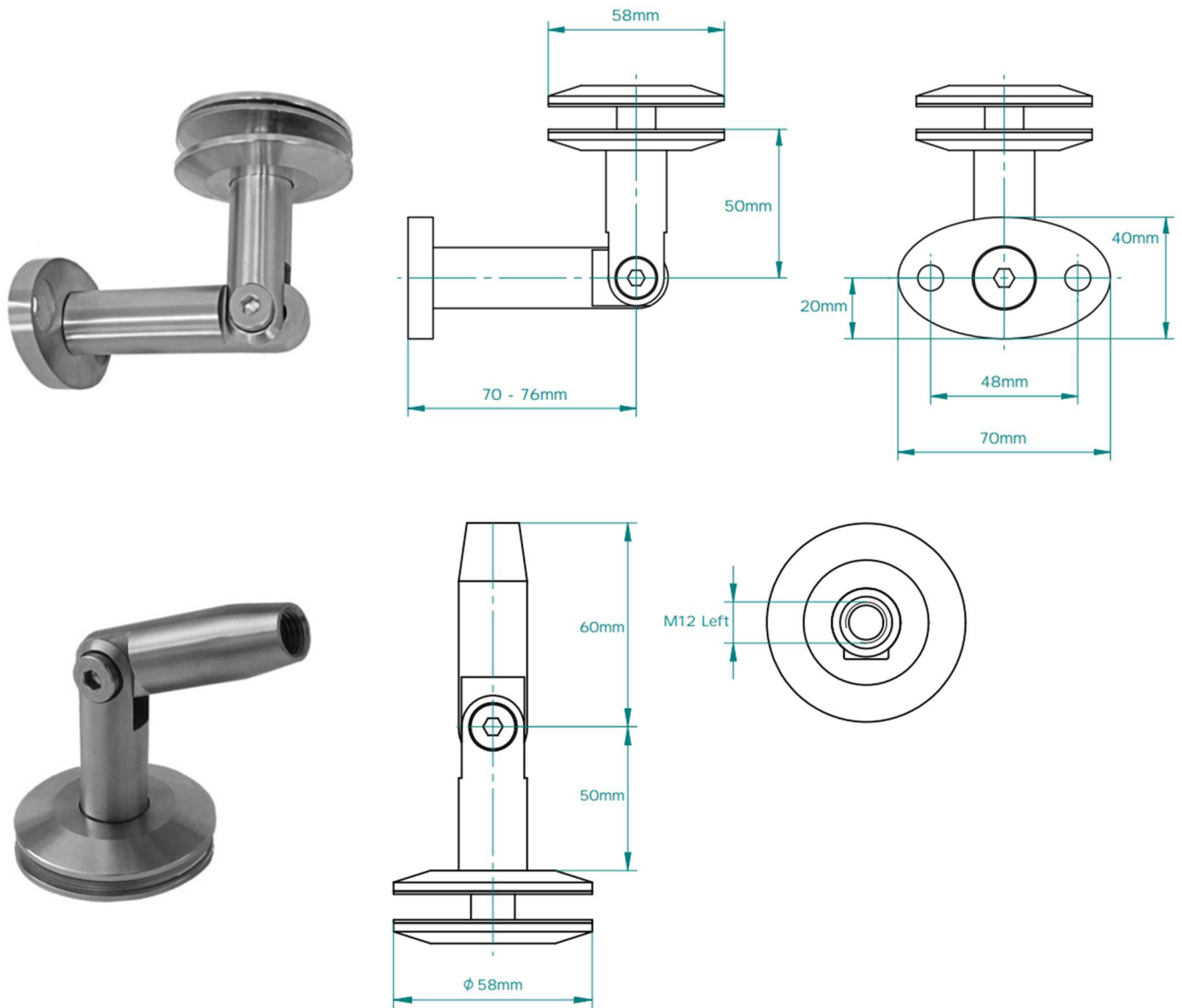
- Glass EN12600;
- EN 1991-1-3;
- CE



4. GLASS CANOPY MODEL 3

- Fixed size 1000x1400mm or 1200x2400mm







7. GLASS

Tempered glass

Tempering is a heat treating that produces a pre-compression condition on glass surfaces; a reduction of micro blemishes is therefore achieved. After being tempered, glass develops a resistance that is four times higher than a traditional float glass. Another advantage is that, in case of breakage, you will have little fragments without sharp edges.

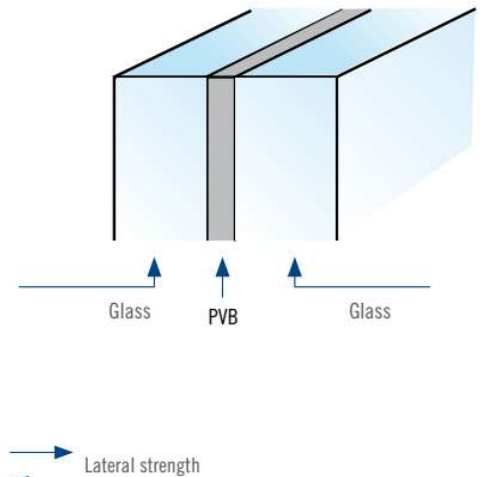
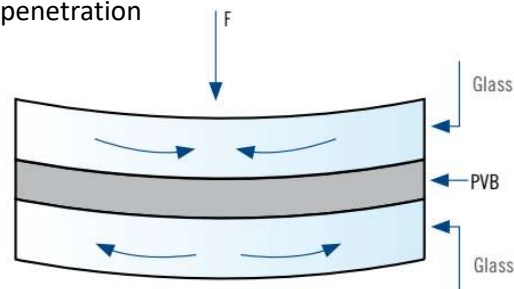
Laminated glass

By joining two or more tempered glass layers and alternating them with a plastic sheet, we get a composite panel, where, in case of a break, fragments remain cohesive. Plastic materials which are usually in PVB or EVA, are interjected between two or more layers, thanks to specific processes that allow them to reach a composite panel with mechanical, heat and acoustic performances.




Advantages of security stratified glass in case of breakage:

- Fragments and splinters pinned by plastic;
- It stands even after break and it can be replaced;
- Decreased fall of dangerous fragments on people;
- Decreased injury risk caused by human impact;
- Increased mechanical resistance to break – through and penetration



- from 17.52mm (88.4) to 25.52mm (1212.4) toughened laminated glass;
- optional coloured or tint glass;
- radius corners and polished edges on request;
- optional drilled holes;



8. INSTALLATION

